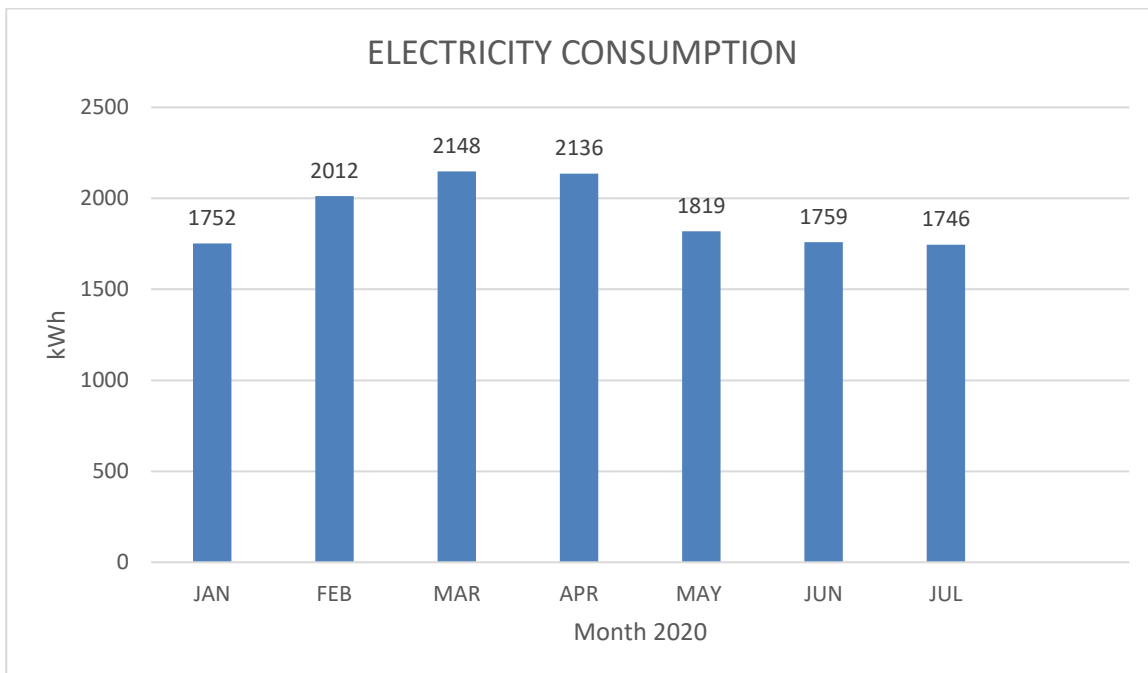
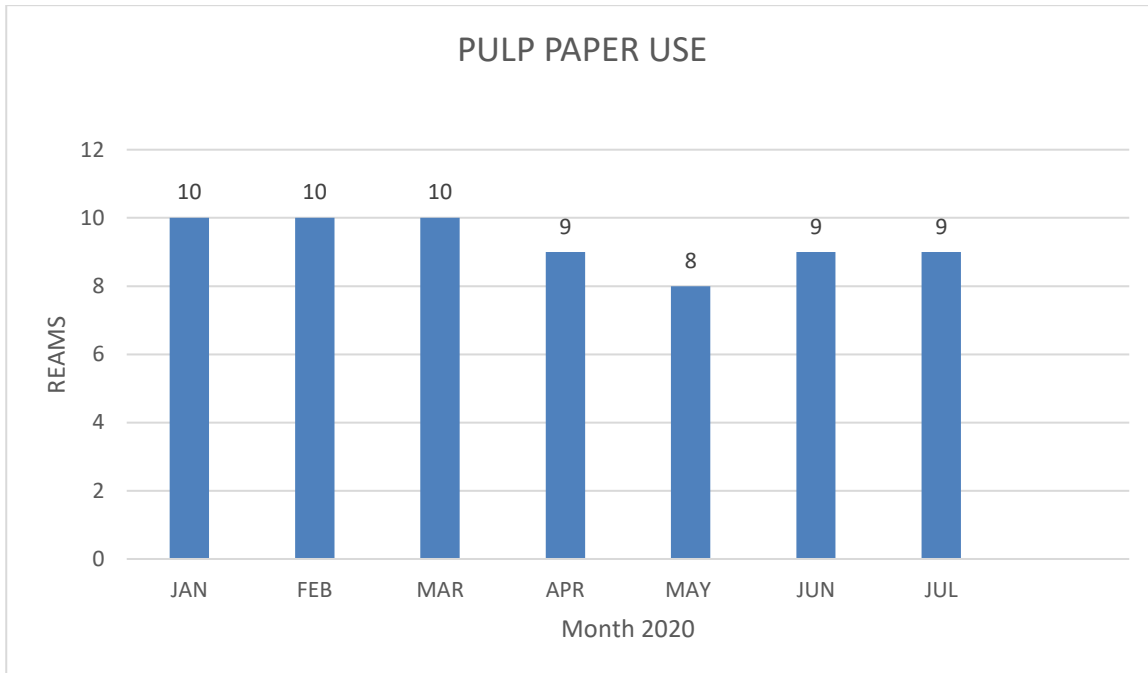
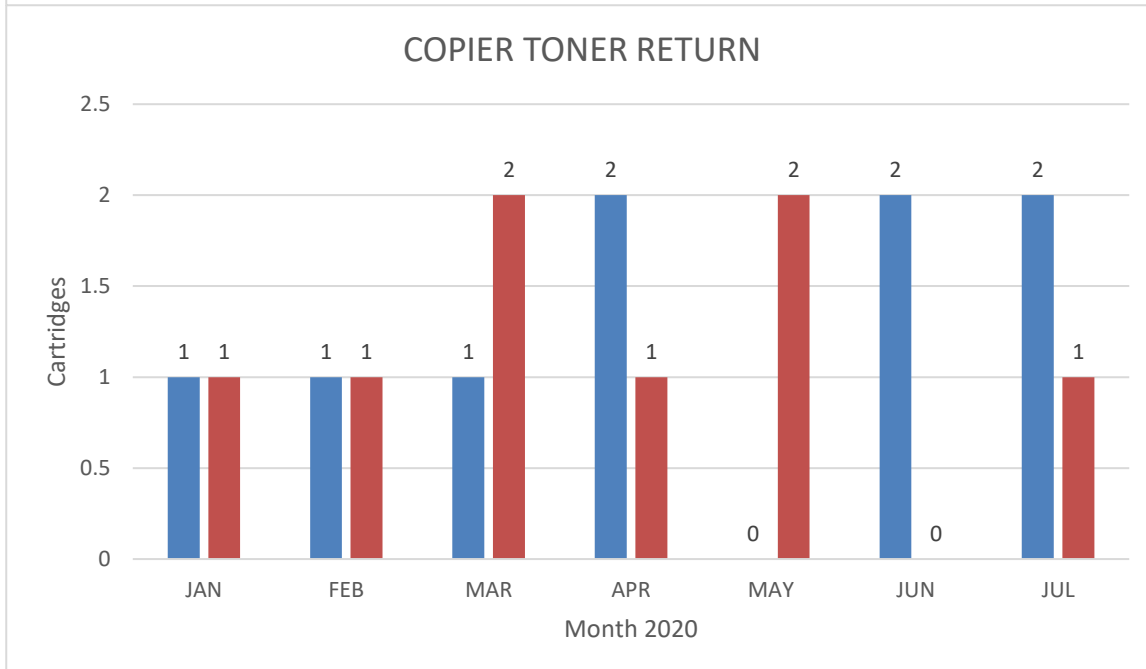
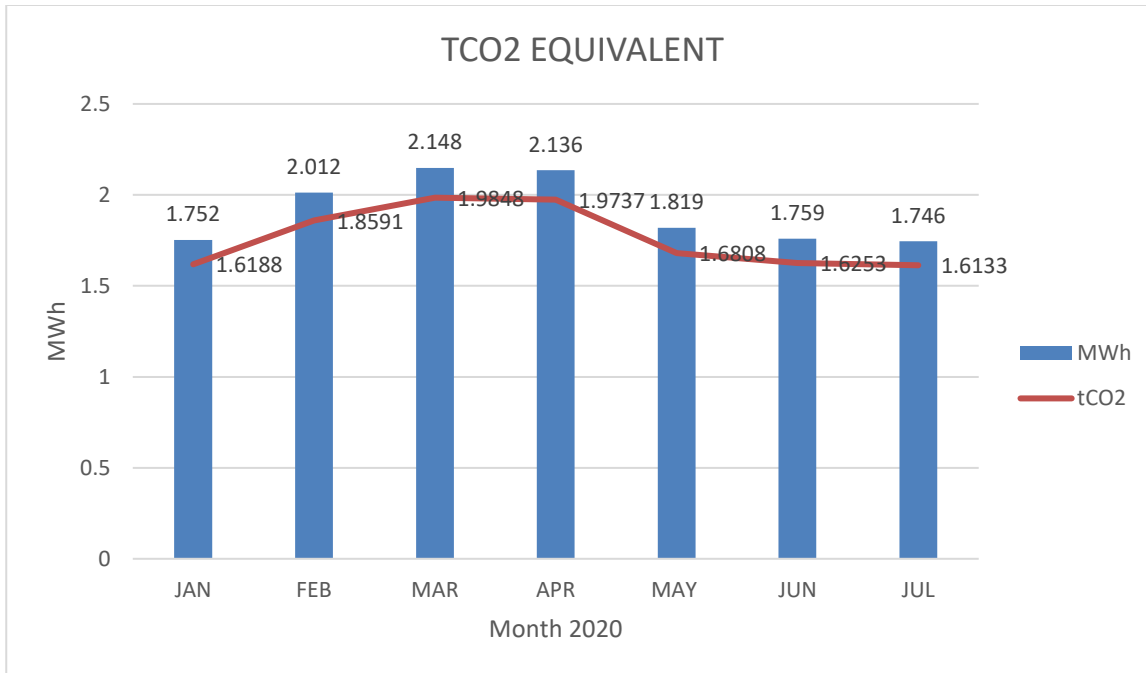




CNW COURIER NETWORK PTE LTD MAIN ENVIRONMENTAL METRICS

CNW COURIER NETWORK PTE LTD
80 CHANGI ROAD #05-16 457219





2019~2021 Environmental Performance Goals vs. Actual Achievement

Waste Management & Recycle

REDUCTION PULP PAPER USE			
Control	<ul style="list-style-type: none"> Recycling used paper for non-essential photo-copier use Printing on double sided paper when possible Electronic document retention initiatives for trade documents 		
	2019	2020	2021
Goal	5%	5%	5%
Actual Achievement	N/A	6% Reduction Year to Date (August 1, 2020). Projected paper order down 12 reams.	

➤ Energy Conservation

ELECTRICITY USAGE			
Control	<ul style="list-style-type: none"> • Replace fluorescent light bulbs with LED • Turning off the lights when not in use • Installation of motion sensing light switches • Regular cleaning of air conditioning units and filters 		
	2019	2020	2021
Goal	5%	5%	5%
Actual Achievement	N/A	5% Reduction Year to Date (August 1, 2020). Average 200 kWh savings per month.	

➤ Greenhouse Gas Emissions

GREENHOUSE GAS EMISSIONS			
Scope 1 = Direct Emissions: Emission sources owned or controlled by CNW (i.e., vans and trucks).			
	2019	2020	2021
Goal	N/A	4%	5%
Actual Achievement	N/A		
Scope 2 = Indirect Emissions: Emissions from use of purchased electricity, heat or steam (i.e. to evaluate office/warehouse energy consumption). MWh*.924/MWh = TCO Equivalent			
	2019	2020	2021
Goal	3%	4%	5%
Actual Achievement	N/A	4% Reduction Year to Date (August 1, 2020). Current TCO2 Equivalent at 16.63	

➤ PENALTY			
	2019	2020	2021
Goal	0	0	0
Actual Achievement	N/A		
➤ AWARD			
2018			
2019			